



**FITTING INSTRUCTIONS FOR LP0143BK LICENCE PLATE BRACKET  
BMW F800GT 2013 (FOR USE WITH ORIGINAL LUGGAGE BRACKET)**


Page | 1



**EMS PICTURED AND LABELLED BELOW.  
DO NOT PROCEED UNTIL YOU ARE SURE ALL PARTS ARE PRESENT.**

Please note that the way the kit is packed does not necessarily represent the way of mounting to the bike.

THE PARTS SHOWN MAY BE REPRESENTATIVE ONLY (FOR CLARITY OF INSTRUCTIONS ONLY)





### **LEGEND**

ITEM 1 = M6 x 12mm LONG BUTTON HEAD BOLT (x2).

ITEM 2 = LICENCE PLATE BRACKET (TB0143) (x1).


ITEM 3 = REFLECTOR (x1) NOT SHOWN.

Page | 2

Please note that in cases where kits are packed with rubber washers holding the components onto the bolt – *the rubber washers should be thrown away!*

### **TOOLS REQUIRED**

- Set of metric Allen keys to include 4 & 5mm A/F sizes.
- T25, T30 and T45 Torx bits sockets & wrench.




Picture 1



Picture 2



Picture 3



Picture 4



Picture 5



Picture 6



Picture 7



Picture 8

### **FITTING INSTRUCTIONS**

- To fit the R&G tail tidy, first remove the pillion seat using the key.
- Remove the two bolts arrowed in picture 1 from under the pillion seat.
- Remove the two bolts arrowed in pictures 2 and 3.
- Remove the four bolts arrowed in picture 4.
- Remove the original licence plate bracket (this is clipped in place).
- Offer the new licence plate bracket into position (feed between the under-tray and the luggage bracket as shown in picture 5).
- Secure using the two button headed bolts as shown in picture 6.
- Refit the two original rearmost bolts through the mounting brackets on the new licence plate bracket and into the original mounts as shown in pictures 7 and 8.
- **IMPORTANT: IF FITTING A FULL-SIZE LICENCE PLATE AND PLACING IT FAR DOWN ON THE LICENCE PLATE HANGER, THERE IS A SMALL CHANCE OF THE LICENCE PLATE HITTING THE BACK WHEEL UNDER HEAVY LOAD AND OVER LARGE BUMPS IN THE ROAD. IT IS YOUR RESPONSIBILITY TO CHECK FOR THIS POSSIBILITY AND TAKE AVOIDING ACTION. FAILURE TO CHECK THIS COULD RESULT IN SERIOUS INJURY.**
- Depending on local laws, attach enclosed reflector in an appropriate location.
- Test the license plate illuminator and all lights before riding.

ISSUE 1 13/05/2013 (NSY)

### **CONSUMER NOTICE**

The catalogue description and any exhibition of samples are only broad indications of the Products and R&G may make design changes which do not diminish their performance or visual appeal and supplying them in such state shall conform to the order. The Buyer acknowledges no representation or warranty (other than as to title) has been given or will apply to the Products other than those in R&G's order or confirmation and the Buyer confirms it has chosen the Products as being of merchantable quality and suitable for its particular purposes. Where R&G fits the Products or undertakes other services it shall exercise reasonable skill and care and rectify any fault free of charge unless the workmanship has been disturbed. The Buyer is responsible for ensuring that the warranty on the motorcycle is not affected by the fitting of the Products. On return of any defective Products R&G shall at its option either supply a replacement or refund the purchase money but shall not be liable if the Products have been modified or used or maintained otherwise than in accordance with R&G's or manufacturer's instructions and good engineering practice or if the defect arises from accident or neglect. Other than identified above and subject to R&G not limiting its liability for causing death and personal injury, it shall not be liable for indirect or consequential loss and otherwise its liability shall be limited to the amounts paid by the Buyer for the Products or the fitting or service concerned. These terms do not affect the Buyer's statutory rights.

### **R&G RACING RETURNS POLICY (NON-FAULTY GOODS)**

Returns must be pre-authorized (if not pre-authorized the return will be rejected). Goods may only be returned direct to us if they were purchased direct from us (customer must prove if necessary). Otherwise to be returned to original vendor. Goods must be in re-sellable condition, in the opinion of R&G Racing. All returns are subject to a 25% restocking and handling fee (25% of the gross value exc. P&P – at the prevailing price at time of purchase). The customer must pay any and all carriage charges. No returns of discontinued products, unless within 14 days of purchase. This policy does not affect your statutory rights and does not refer to faulty goods.

R&G Racing

Unit 1, Shelley's Lane, East Worldham, Alton, Hampshire, GU34 3AQ

Tel: +44 (0)1420 89007 Fax: +44 (0)1420 87301 [www.rg-racing.com](http://www.rg-racing.com) Email: [info@rg-racing.com](mailto:info@rg-racing.com)