



**FITTING INSTRUCTIONS FOR LP0138 LICENCE PLATE BRACKET**  
**KTM 125 / 250 / 390 DUKE 2011-**




**THIS KIT CONTAINS THE ITEMS PICTURED AND LABELLED BELOW.**  
**DO NOT PROCEED UNTIL YOU ARE SURE ALL PARTS ARE PRESENT.**

Digital copies of these instructions are available to download from [www.rg-racing.com](http://www.rg-racing.com)

Please note that the way the kit is packed does not necessarily represent the way of mounting to the bike

THE PARTS SHOWN MAY BE REPRESENTATIVE ONLY (FOR CLARITY OF INSTRUCTIONS ONLY)



R&G Racing

Unit 1, Shelley's Lane, East Worldham, Alton, Hampshire, GU34 3AQ  
Tel: +44 (0)1420 89007 Fax: +44 (0)1420 87301 [www.rg-racing.com](http://www.rg-racing.com) Email: [info@rg-racing.com](mailto:info@rg-racing.com)



### **LEGEND**

- ITEM 1 = METAL LICENCE PLATE BRACKET (TB0138 Part 2) (x1).
- ITEM 2 = UNDER-TRAY (TB0108 Part 2) (x1).
- ITEM 3 = 150mm LENGTH OF HEAT SHRINK (x3).
- ITEM 4 = LICENCE PLATE ILLUMINATOR TO INCLUDE CONNECTORS AND SHROUD (LA0002) (x1).
- ITEM 5 = RUBBER GROMMET (RB50-20-00FG) (x2).
- ITEM 6 = CABLE CLIPS (x2).
- ITEM 7 = REFLECTOR (x1).
- ITEM 8 = M4x20mm LONG BUTTON HEAD BOLTS (x3).
- ITEM 9 = M10 WASHERS (x2).
- ITEM 10 = LICENCE PLATE BRACKET (TB0138 Part 1) (x1).
- ITEM 11 = SPACER (S0700 – 10.5MM LONG) (x2).
- ITEM 12 = M6x20mm LONG BUTTON HEAD BOLTS (x2).

Please note that in cases where kits are packed with rubber washers holding the components onto the bolt – *the rubber washers should be thrown away!*

### **TOOLS REQUIRED**

- Socket set to include 10mm A/F socket and wrench.
  - 2.5mm and 4mm Allen keys.
    - 14mm spanner.
    - Phillips screw-driver.
  - Electrical pliers/crimps.
    - Super glue.




PICTURE 1



PICTURE 2



PICTURE 3



PICTURE 4



PICTURE 5



PICTURE 6

R&G Racing

Unit 1, Shelley's Lane, East Worldham, Alton, Hampshire, GU34 3AQ

Tel: +44 (0)1420 89007 Fax: +44 (0)1420 87301 [www.rg-racing.com](http://www.rg-racing.com) Email: [info@rg-racing.com](mailto:info@rg-racing.com)



PICTURE 7



PICTURE 8




PICTURE 9



PICTURE 10



PICTURE 11



PICTURE 12



PICTURE 13



PICTURE 14



PICTURE 15

### **FITTING INSTRUCTIONS**

- REMOVE PILLION SEAT USING KEY (SEE PICTURE 1).
- UNDO AND REMOVE THE EIGHT BOLTS AND FOUR SCREWS/WASHERS HOLDING THE ORIGINAL UNDER-TRAY IN PLACE AS SHOWN IN PICTURES 2, 3 AND 4.
- REMOVE THE ORIGINAL UNDER-TRAY.
- DISCONNECT THE ELECTRICAL PLUG SOCKETS FOR LICENCE PLATE ILLUMINATOR, INDICATORS AND REAR LIGHT (AS SHOWN IN PICTURE 5).





- REFIT SEAT.
- DEPENDING ON LOCAL LAWS, ATTACH ENCLOSED REFLECTOR IN AN APPROPRIATE LOCATION.
- TEST THE LICENCE PLATE ILLUMINATOR AND ALL LIGHTS BEFORE RIDING.

Issue1 19/11/2013 (AR)

#### **CONSUMER NOTICE**

The catalogue description and any exhibition of samples are only broad indications of the Products and R&G may make design changes which do not diminish their performance or visual appeal and supplying them in such state shall conform to the order. The Buyer acknowledges no representation or warranty (other than as to title) has been given or will apply to the Products other than those in R&G's order or confirmation and the Buyer confirms it has chosen the Products as being of merchantable quality and suitable for its particular purposes. Where R&G fits the Products or undertakes other services it shall exercise reasonable skill and care and rectify any fault free of charge unless the workmanship has been disturbed. The Buyer is responsible for ensuring that the warranty on the motorcycle is not affected by the fitting of the Products. On return of any defective Products R&G shall at its option either supply a replacement or refund the purchase money but shall not be liable if the Products have been modified or used or maintained otherwise than in accordance with R&G's or manufacturer's instructions and good engineering practice or if the defect arises from accident or neglect. Other than identified above and subject to R&G not limiting its liability for causing death and personal injury, it shall not be liable for indirect or consequential loss and otherwise its liability shall be limited to the amounts paid by the Buyer for the Products or the fitting or service concerned. These terms do not affect the Buyer's statutory rights.

#### **R&G RACING RETURNS POLICY (NON-FAULTY GOODS)**

Returns must be pre-authorized (if not pre-authorized the return will be rejected). Goods may only be returned direct to us if they were purchased direct from us (customer must prove if necessary). Otherwise to be returned to original vendor. Goods must be in re-sellable condition, in the opinion of R&G Racing. All returns are subject to a 25% restocking and handling fee (25% of the gross value exc. P&P – at the prevailing price at time of purchase). The customer must pay any and all carriage charges. No returns of discontinued products, unless within 14 days of purchase. This policy does not affect your statutory rights and does not refer to faulty goods.