




Fitting Instructions for RSET06BK Adjustable Rear sets
Suzuki GSX-R600/750 (2011)




First remove the original gear lever (1), remove the lower connection (2) of the gear shaft and keep the original gear shaft on the bike. Then remove the original footrest.


Re-connect the original gear shaft with the R&G gear lever and then connect the gear lever into the original position. After that install the R&G Rear Set.



On the brake side, first remove the original footrest and disconnect the rear brake master cylinder.



Having removed the original footrest, first connect the R&G Rear Set to the frame (1), but don't tighten it yet.



Then re-connect the rear brake master cylinder (2), find the right position and then tighten all screws.



PLEASE NOTE THAT THE MASTER CYLINDER PRESSURE SHAFT HAS TO BE DIRECTLY IN LINE WITH THE MASTER CYLINDER, FAILURE TO DO THIS MAY RESULT IN BRAKE FAILURE AND OR JAMMING OF BRAKES.

This rear set contains a replacement hydraulic switch which bolts into the master cylinder and connects to the existing brake light circuit (on certain models you may have to reuse the original wiring plug socket) - removing the OEM part

PLEASE NOTE YOU WILL HAVE TO BLEED THE BRAKING SYSTEM.

Because of the complexity and inherent dangers involved in undertaking any work involving the braking system we strongly recommend a qualified mechanic fits/or checks after the fitting of this product.

CONSUMER NOTICE

The catalogue description and any exhibition of samples are only broad indications of the Products and R&G may make design changes which do not diminish their performance or visual appeal and supplying them in such state shall conform to the order. The Buyer acknowledges no representation or warranty (other than as to title) has been given or will apply to the Products other than those in R&G's order or confirmation and the Buyer confirms it has chosen the Products as being of merchantable quality and suitable for its particular purposes. Where R&G fits the Products or undertakes other services it shall exercise reasonable skill and care and rectify any fault free of charge unless the workmanship has been disturbed. The Buyer is responsible for ensuring that the warranty on the motorcycle is not affected by the fitting of the Products. On return of any defective Products R&G shall at its option either supply a replacement or refund the purchase money but shall not be liable if the Products have been modified or used or maintained otherwise than in accordance with R&G's or manufacturer's instructions and good engineering practice or if the defect arises from accident or neglect. Other than identified above and subject to R&G not limiting its liability for causing death and personal injury, it shall not be liable for indirect or consequential loss and otherwise its liability shall be limited to the amounts paid by the Buyer for the Products or the fitting or service concerned. These terms do not affect the Buyer's statutory rights.

R&G RACING RETURNS POLICY (NON-FAULTY GOODS)

Returns must be pre-authorised (if not pre-authorised the return will be rejected). Goods may only be returned direct to us if they were purchased direct from us (customer must prove if necessary). Otherwise to be returned to original vendor. Goods must be in re-sellable condition, in the opinion of R&G Racing. All returns are subject to a 25% restocking and handling fee (25% of the gross value exc. P&P – at the prevailing price at time of purchase). The customer must pay any and all carriage charges. No returns of discontinued products, unless within 14 days of purchase. This policy does not affect your statutory rights and does not refer to faulty goods.

R&G Racing

Unit 1, Shelley's Lane, East Worldham, Alton, Hampshire, GU34 3AQ

Tel: +44 (0)1420 89007 Fax: +44 (0)1420 87301 www.rg-racing.com Email: info@rg-racing.com